




**TEHAMA COUNTY
CROP & LIVESTOCK REPORT**

2022



TEHAMA COUNTY
AGRICULTURE
VINTAGE STYLE





COUNTY OF TEHAMA DEPARTMENT OF AGRICULTURE

1834 Walnut Street / PO Box 38
Red Bluff, California 96080
530-527-4504 Telephone
530-529-1049 Facsimile

DONI RULOFSON
Agricultural Commissioner/Sealer

THOMAS MOSS, Assistant
Agricultural Commissioner/Sealer

Karen Ross, Secretary,
California Department of Food and Agriculture

The Honorable Board of Supervisors, Tehama County

Bill Moule, Chair, District 1

Candy Carlson, District 2

Pati Nolen, District 3

Matt Hansen, District 4

John Leach, District 5

It is my pleasure to present the 2022 Tehama County Crop and Livestock Report that is prepared pursuant to the provisions of Section 2279 of the California Food and Agricultural Code. This annual report is a summary estimate of acreage, yields, and production values for the agricultural industry in Tehama County. All figures in the report represent gross values only and do not reflect net income of producers.

The total gross value of Tehama County agricultural production in 2022 was \$226,818,200. This represents a decrease of 32% (\$106,245,600) from the value in 2021.

Walnuts were once again Tehama County's top crop with an overall value of \$45,276,900. Fruit and nut crops continued to be the top producing category, with a total value of \$121,070,900, which represents an overall decrease of 47% from 2021.

Walnuts decreased (40%), due to lower market prices. Other crops that decreased in value include almonds (70%) and olives (40-60%), which is attributed to adverse weather conditions and a severe freeze in the winter months of 2022. Apiary products & services increased (5%), due to price increases and number of hives registered, along with field crops (20%), seed crops (107%) and vegetable crops (29%), all increasing in value.

The top five highest value agricultural commodities for Tehama County in 2022 were:

Walnuts - \$45,276,900

Almonds - \$23,958,500

Beef Cattle - \$23,307,089

Prunes - \$22,607,400

Apiary - \$20,957,000

My sincere appreciation is extended to the growers, processors, government agencies, and others that provided information used in preparing this report, as this publication would not be possible without their combined efforts. I wish to thank my staff that assisted in compiling this report with special recognition to Agricultural Biologist Kim Smith and Deputy Agricultural Commissioner Heather Kelly for the report's overall coordination and production.

Respectfully submitted,

Doni Rulofson

Agricultural Commissioner/Sealer of Weights & Measures

TOP 5 HIGHEST VALUE CROPS

WALNUTS



ALMONDS



BEEF CATTLE



PRUNES



APIARY



TABLE OF CONTENTS

Fruit and Nut Crops	1
Field Crops	2
Seed Crops	3
Vegetable Crops	3
Nursery Products.....	3
Livestock and Poultry.....	4
Livestock and Poultry Products	5
Pasture and Range	5
Apiary Products and Services	6
Timber Products	6
Summary	7
A Glimpse into the Past	8
Sustainable Agricultural Report.....	9
Sustainable Agricultural Report.....	10
Organic Farming and Direct Marketing	11
Tehama County Exports	12
Weights and Measures	13
Department of Agriculture/ Weights and Measures Staff	14

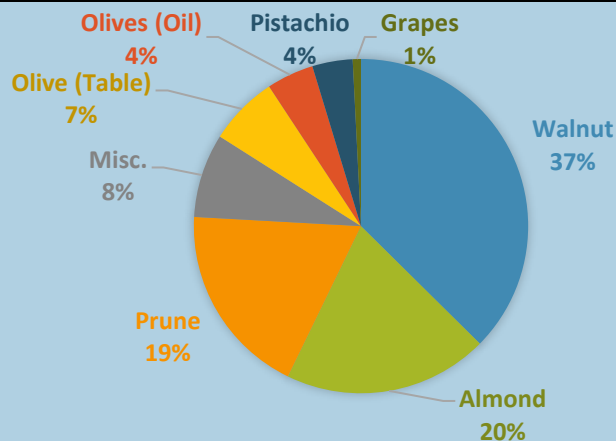


FRUIT AND NUT CROPS

Crop	Year	Bearing Acres	Yield (tons/acre)	Total Tons	Value/Ton	Total Value
Almond (meats)	2022	19,970	0.38	7,589	\$3,157	\$23,958,500
	2021	17,922	0.97	17,384	\$4,485	\$77,965,500
Olives, Table**	2022	3,867	1.88	7,271	1,122	8,156,200
	2021	4,161	5.29	22,012	959	21,107,700
Olives, Oil**	2022	3,790	2.02	7,656	721	5,523,000
	2021	3,687	4.67	17,218	630	10,845,800
Prunes	2022	5,094	2.03	10,340	2,186	22,607,400
	2021	5,204	2.32	12,073	2,077	25,077,200
Walnuts (in shell)	2022	30,665	1.96	60,104	753	45,276,900
	2021	29,291	1.85	54,188	1,414	76,603,900
Grapes**	2022	209	2.46	513	1,943	996,800
	2021	206	2.54	523	1,706	892,400
Pistachios	2022	737	1.53	1,128	4,189	4,725,200
	2021	693	0.84	582	4,157	2,419,400
Miscellaneous*	2022					9,826,900
	2021					13,428,600
Total	2022					\$121,070,900
	2021					\$228,340,500

*Misc.: Almond Hulls, Apples, Apricots, Blueberries, Cherries, Mandarins, Oranges, Organic Figs, Peaches, Pecans, Persimmons, Walnut Shells, Citrus, Stone Fruit, & Pome Fruit.

**Reported yield for grapes and olives reflects loss due to severe weather conditions in various areas of the county.



% of Fruit & Nut
Crop Values



FIELD CROPS

Crop	Year	Harvested Acres	Yield (tons/acre)	Total Tons	Value/Ton	Total Value
Wheat Hay	2022	2,453	2.67	6,550	\$309	\$2,024,000
	2021	2,510	3.74	9,387	\$125	\$1,173,400
Corn	2022	687	4.90	3,366	273	918,900
	2021	502	6.22	3,122	207	646,900
Alfalfa Hay	2022	1,132	4.02	4,551	341	1,551,900
	2021	1,253	5.94	7,443	229	1,704,400
Grain Hay	2022	826	3.48	2,874	249	715,600
	2021	1,186	2.26	2,680	180	482,400
Hay, Other	2022	1,152	2.85	3,283	327	1,073,500
	2021	1,442	3.95	5,696	272	1,549,300
Miscellaneous*	2022					2,145,700
	2021					1,439,200
Total	2022					\$8,429,600
	2021					\$6,995,600

*Misc.: Barley, Beans, Hops, Lavender, Loofah, Rye Grass, Safflower, Sudan Grass Hay, Sorghum Milo, Oat Silage, Grass Silage, Sorghum Silage, & Wild Rice.





SEED CROPS

	Year	Harvested Acres	Total Value
Miscellaneous*	2022	121	**\$1,692,700
	2021	196	\$819,200

*Includes Certified and Uncertified Sunflowers, Squash, Cucumber & Wheat
 **Increase in seed prices

VEGETABLE CROPS

	Year	Harvested Acres	Total Value
Misc. Vegetables*	2022	121	\$363,000
	2021	113	\$281,800

*Includes Certified Farmer's Markets & Roadside Stands

NURSERY PRODUCTS

	Year	Total Value
Nursery*	2022	\$14,748,400
	2021	\$17,600,400

*Includes Bamboo, Berries, Grapevines, Figs & Bedding Plants



LIVESTOCK AND POULTRY

	Year	Number of Head Sold	Total Live Weight (cwt)	Value/cwt	Total Value
Calves	2022	5,359	29,422	\$180	\$5,296,000
	2021	5,225	28,687	\$143	\$4,102,200
Feeders	2022	12,505	87,534	144	12,604,900
	2021	12,193	85,348	142	12,119,400
Registered Stock	2022	332			2,306,989
	2021	262			1,675,600
Cows & Bulls	2022	3,456	45,576	68	3,099,200
	2021	3,328	43,888	80	3,511,000
Dairy Cattle	2022				1,751,000
	2021				1,477,000
Meat Goats	2022	2,500	2,500	322	805,000
	2021	2,500	2,500	311	777,500
Misc. Livestock*	2022				2,526,400
	2021				2,609,300
Total	2022				\$28,389,500
	2021				\$32,474,500

*Misc.: Aquaculture, Sheep & Lambs, Hogs & Pigs, Bison, Poultry, Rabbits, & Misc. Fowl



LIVESTOCK AND POULTRY PRODUCTS

	Year	Production	Value	Total Value
Milk*	2022	619,905 cwt	\$24.95/cwt	\$15,466,600
	2021	510,000 cwt	\$19.72/cwt	\$10,055,700
Animal Fiber**	2022	2,055 hd	1.40/lb	28,770
	2021	2,055 hd	2.15/lb	44,183
Eggs	2022			1,661,400
	2021			2,443,000
Total	2022			\$17,156,800
	2021			\$12,542,900

*Source: National Agricultural Statistics Service

**Animal Fiber: Includes Wool & Alpaca Fiber

PASTURE AND RANGE

	Year	Acres	Value/Acre	Total Value
Irrigated Pasture	2022	17,476	\$240	\$4,194,200
	2021	17,550	\$240	\$4,212,000
Range	2022	913,098	10.70	9,770,100
	2021	913,800	10.70	9,777,700
Stubble*	2022	5,257	8.75	46,000
	2021	4,835	8.75	42,300
Total	2022			\$14,010,300
	2021			\$14,032,000

*Includes Rice, Sudan, Barley & Wheat



APIARY PRODUCTS AND SERVICES

	Year	Colonies	Value/Colony	Total Value
Pollination	2022	40,971	\$201	\$8,235,100
	2021	37,005	\$199	\$7,364,000
Apiary Products*	2022			12,721,900
	2021			12,612,900
Total	2022			\$20,957,000
	2021			\$19,976,900

*Includes Honey, Queens, Wax, & Package Bees



TIMBER PRODUCTS

	Year	Harvested Board Feet	Total Value
Timber Products*	2022	22,084,000	\$2,150,831
	2021	36,398,000	\$4,981,201

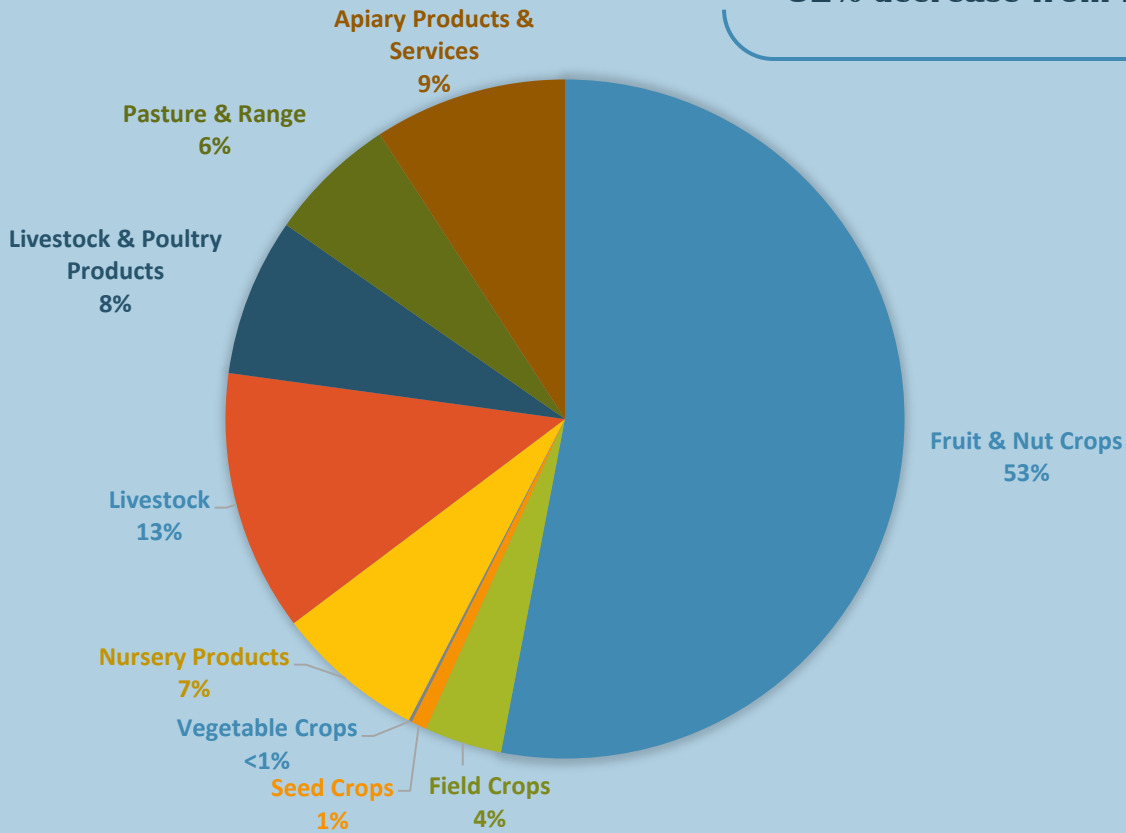
*Data Provided by National Agricultural Statistics Service

SUMMARY

\$226,818,200

2022 Total Crop Value

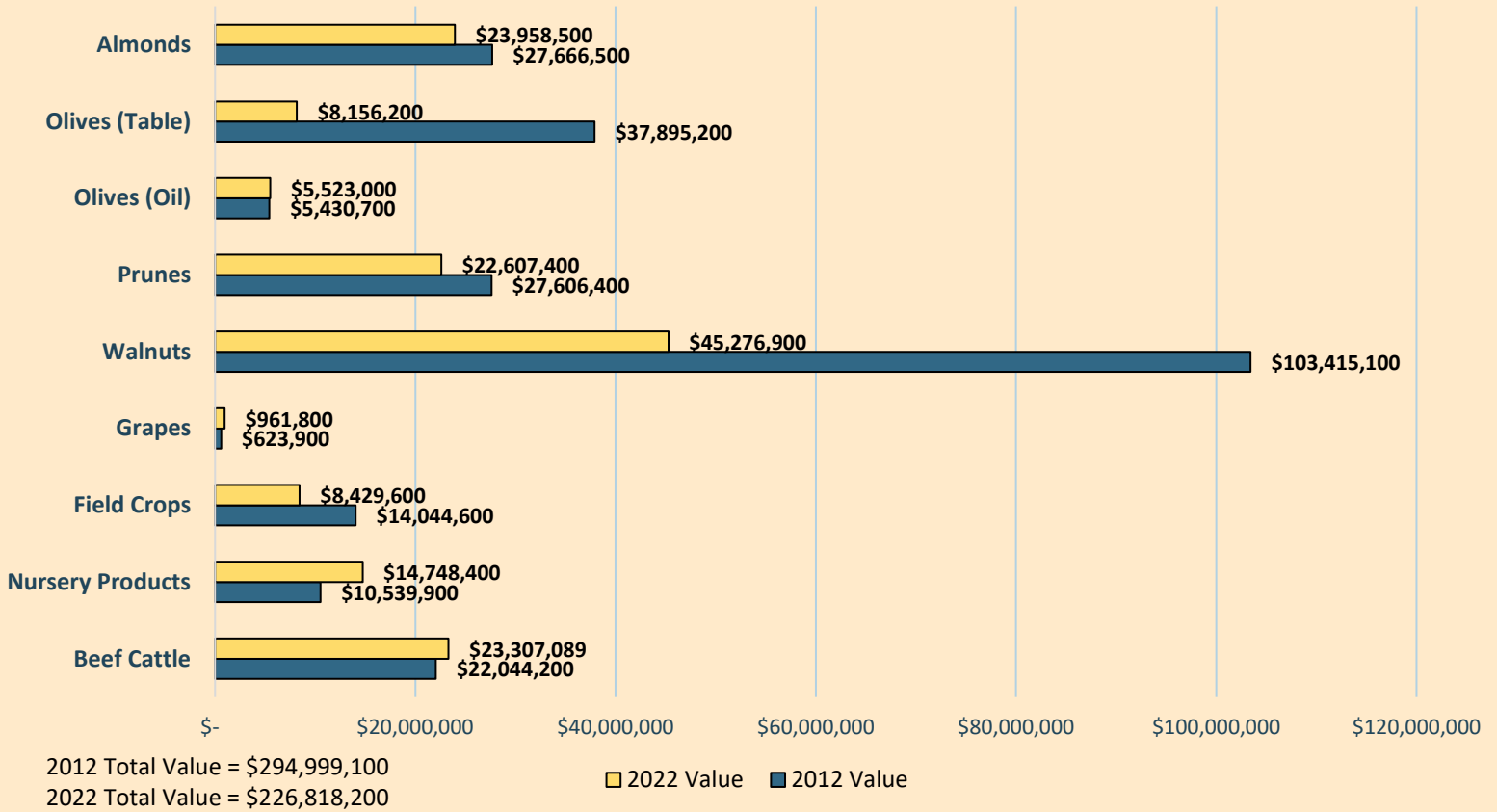
32% decrease from 2021



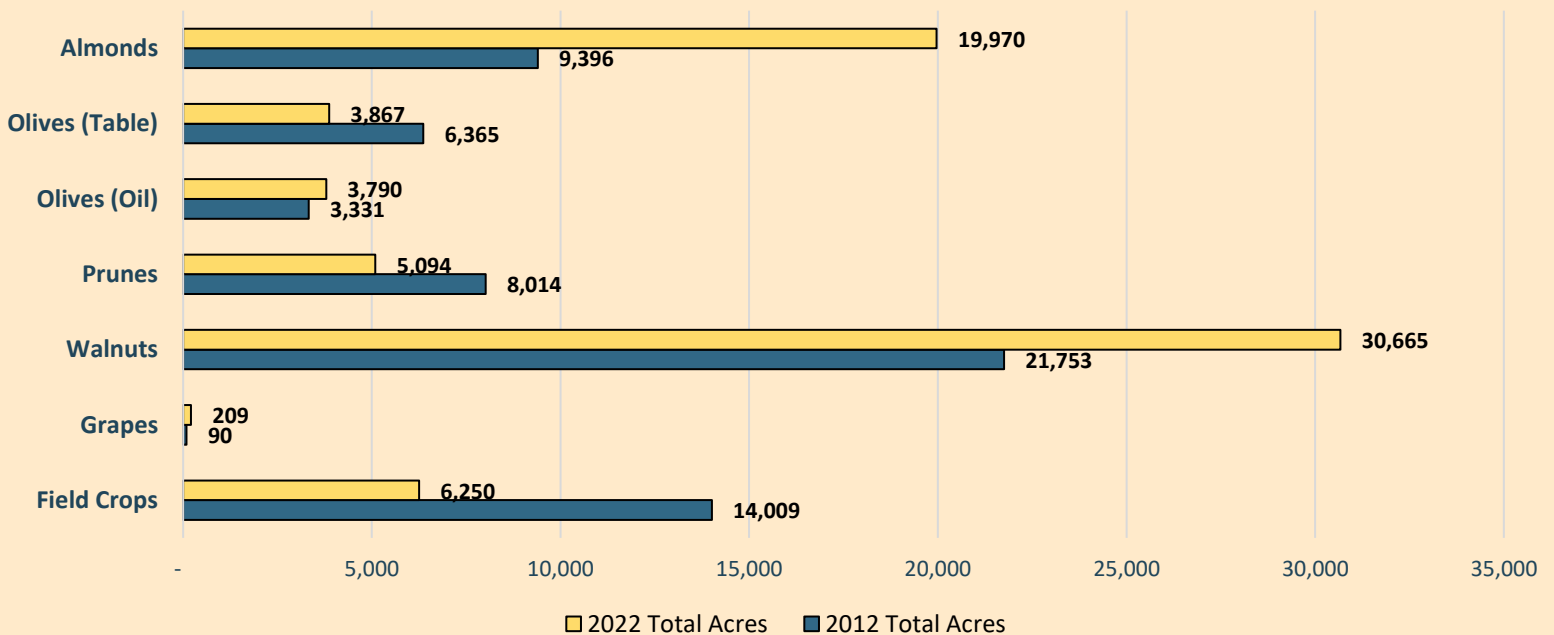
Commodity	2020	2021	2022	2021-2022 % Change
Fruit & Nut Crops	\$168,376,500	\$228,340,500	\$121,070,900	-47%
Field Crops	5,921,500	6,995,600	8,429,600	20%
Seed Crops	235,400	819,200	1,692,700	107%
Vegetable Crops	331,300	281,800	363,000	29%
Nursery Products	16,953,600	17,600,400	14,748,400	-16%
Livestock & Poultry	30,047,500	32,474,500	28,389,500	-13%
Livestock & Poultry Products	10,353,700	12,542,900	17,156,800	37%
Pasture & Range	13,776,600	14,032,000	14,010,300	0%
Apiary Products & Services	17,900,900	19,976,900	20,957,000	5%
Total	\$263,897,000	\$333,063,800	\$226,818,200	-32%

A GLIMPSE INTO THE PAST

CROP VALUES



TOTAL ACRES



SUSTAINABLE AGRICULTURAL REPORT

In accordance with Section 2272 of the California Food and Agriculture Code, the Sustainable Agricultural Report provides a brief account of efforts being made to exclude or eradicate exotic pests and to best manage those which already exist in a manner most conducive to the protection of agricultural production and our environment.

Quarantine Inspections – 1st Line of Defense

During 2022, 296 shipments of agricultural products were inspected for compliance with quarantine requirements, which resulted in no live detections. These included 61 border station hold notices (008), 167 glassy-winged sharpshooter interior hold notices (blue tags), and 68 truckloads of bee hives.

Pest Prevention – 2nd Line of Defense

Tehama County's pest prevention program included pest detection trapping for several exotic pests. Trapping and nursery inspections were conducted for light brown apple moth and glassy-winged sharpshooter. European grapevine moth traps were placed in commercial grape vineyards. Asian citrus psyllid traps were deployed throughout the county during a winter trapping survey.



Glassy-winged Sharpshooter
126 traps deployed
No detections



Light Brown Apple Moth
53 traps deployed
No detections



European Grapevine Moth
17 traps deployed
No detections



Asian Citrus Psyllid
124 traps deployed
No detections



Mediterranean Fruit Fly
63 traps deployed
No detections



Oriental Fruit Fly
23 traps deployed
No detections



Melon Fly
18 traps deployed
No detections



Japanese Beetle
29 traps deployed
No detections



Spongy Moth
220 traps deployed
No detections



Small Hive Beetle

SUSTAINABLE AGRICULTURAL REPORT

Noxious Weeds

Tehama County encompasses approximately 1,904,640 acres, which are surveyed by our department for noxious weeds listed by California Department of Food and Agriculture. In 2022, four noxious weeds were under eradication and five species were under limited control treatment.

Eradication Species – 3rd Line of Defense

Limited-Control Species



Canada Thistle
Cirsium arvense
B-rated



Spotted Knapweed
Centaurea stoebe
A-rated



Skeleton Weed
Chondrilla juncea
A-rated



Dalmatian Toad-Flax
Linaria dalmatica
A-rated



Whitehorse Nettle
Solanum elaeagnifolium
B-rated



Perennial Peppergrass
Lepidium latifolium
B-rated



Oblong Spurge
Euphorbia oblongata
B-rated



Heart-podded Hoarygrass
Lepidium draba
B-rated



Russian Knapweed
Acroptilon repens
B-rated

ORGANIC FARMING AND DIRECT MARKETING

Organic Farming

Twenty-six organic growers registered in Tehama County in 2022. Organically farmed land totaled 13,855 acres, including rangeland. Operations range from small gardens catering to local Certified Farmer's Markets to livestock, dairy, orchard, and field crop producers providing products on a larger scale



Certified Farmer's Markets (Direct Marketing)

Certified Farmer's Markets are diverse marketplaces that allow farmers to sell directly to the consumer and allows the consumer to directly interact with the farmer to learn how their food is produced. Tehama County issued 31 Certified Producer Certificates in 2022.

2022 Certified Farmer's Markets

Red Bluff Chamber of Commerce Certified Farmer's Market

Washington and Pine Streets, Downtown Red Bluff
June-August
Wednesdays, 5-8 P.M.

Saturday Market by the River

100 Main Street, Red Bluff
Year-Round
Saturdays 9 A.M. – 1 P.M.

TEHAMA COUNTY EXPORTS

Phytosanitary certificates are documents stating that a said plant or plant product is free from pests and diseases, which are required by an importing country. Import requirements are designed to protect the importing countries' agricultural industry from insects and diseases, which have the potential to arrive with the shipment, and to ensure a higher quality product.

USDA Phytosanitary Certificates Issued: 1,613

Global Exports: Almonds, Figs, Prunes, Raspberry Plants, Strawberry Plants, Walnuts, Walnut Shells, & Wine Grapevines.

Importing Countries



State Phytosanitary Certificates Issued: 53

State Exports: Strawberry Plants, Olive Trees, & Wine Grapevines

Importing States:

Colorado, Florida, Georgia, Louisiana, North Carolina, New York, Oregon.

WEIGHTS AND MEASURES

Tehama County Weights and Measures performs routine inspections on several types of weighing and measuring devices each year within our county. This service provides protection to sellers and consumers from inaccurate or faulty weighing and measuring devices. Other weights and measures programs that Tehama County implements include Petroleum Inspections, Quantity Control, Price Verification, and Weighmaster. We also investigate all complaints received within the various weights and measures programs.


2022 Commercial Devices Inspected

Measuring Devices

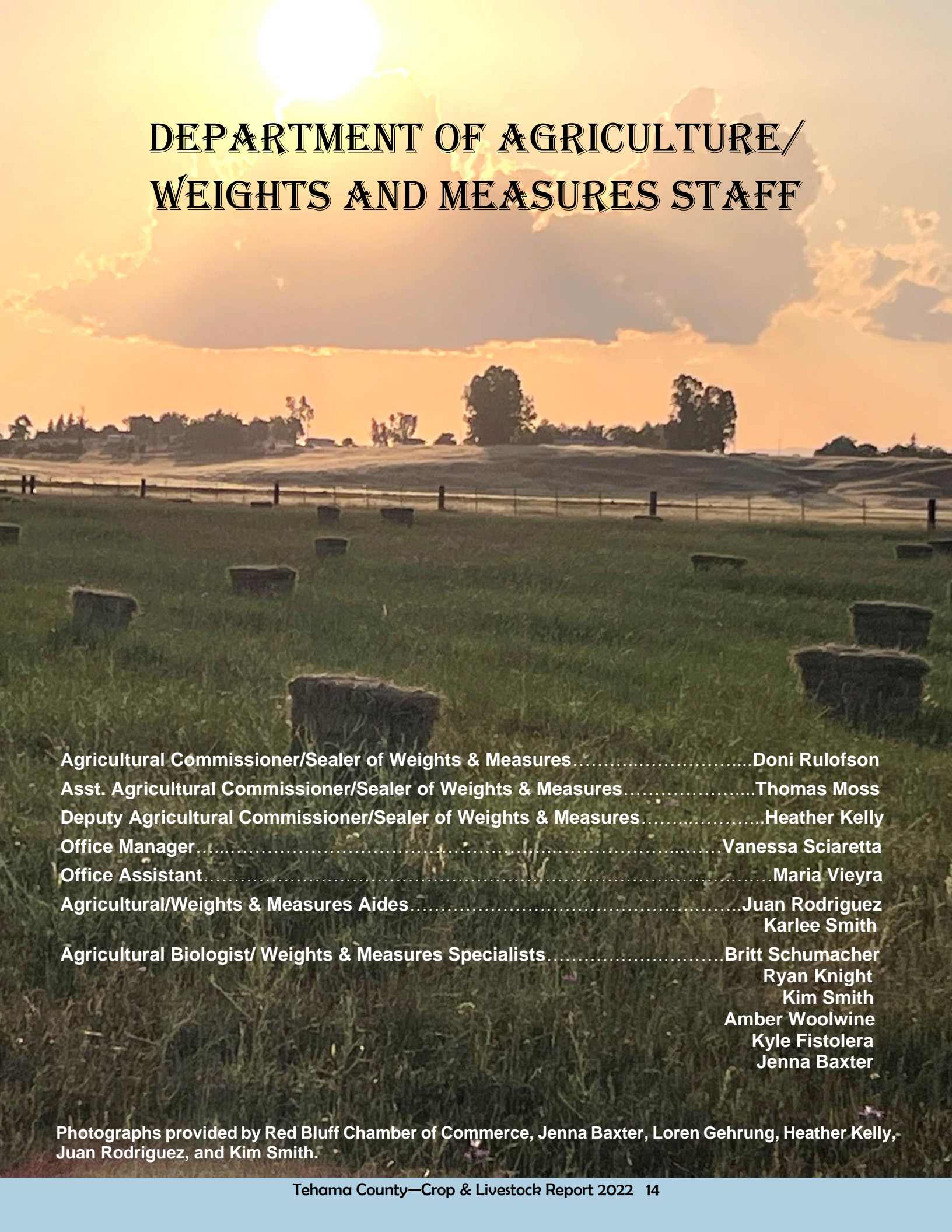
Utilities (Electric, Vapor, Water)	2536
Liquified Gas Meters	32
Motor Fuel Meters	1088
Miscellaneous Meters	27

Weighing Devices

Computing/Counter Scales	184
Dormant/Platform Scales	56
Hanging Scales	6
Livestock & Animal Scales	28
Monorail & Meat Beam Scales	6
Prescription/Jeweler/Grading Scales	22
Vehicle Scales	44




DEPARTMENT OF AGRICULTURE/ WEIGHTS AND MEASURES STAFF



Agricultural Commissioner/Sealer of Weights & Measures.....	Doni Rulofson
Asst. Agricultural Commissioner/Sealer of Weights & Measures.....	Thomas Moss
Deputy Agricultural Commissioner/Sealer of Weights & Measures.....	Heather Kelly
Office Manager.....	Vanessa Sciarretta
Office Assistant.....	Maria Vieyra
Agricultural/Weights & Measures Aides.....	Juan Rodriguez Karlee Smith
Agricultural Biologist/ Weights & Measures Specialists.....	Britt Schumacher Ryan Knight Kim Smith Amber Woolwine Kyle Fistolera Jenna Baxter

Photographs provided by Red Bluff Chamber of Commerce, Jenna Baxter, Loren Gehrung, Heather Kelly, Juan Rodriguez, and Kim Smith.

*Tehama County
Department of Agriculture
would like to thank all the contributors to the
2022 Crop & Livestock Report.*



*Thank You!
Your support is much appreciated.*



Tehama County—2022 Annual Crop & Livestock Report

<http://www.co.tehama.ca.us/>

PO Box 38
1834 Walnut St.
Red Bluff, CA 96080
(530)527-4504